



Hammersmith Quilt Guild

**May 2023
Newsletter**

<https://hqgsaugus.org/>

President's Message

Greetings!!

The Guild year is winding down. We will split our business meeting between the May and June meetings. Nominations will be announced in May for the open Board positions. Voting will take place during the June meeting. We will have "Show & Tell" and "Creative quilt Works" at both meetings!

Thank you to the members who attended the March 22nd zoom meeting about promoting Guild participation. It was good to hear from members about their experience as a guild member. The notes from that meeting will be talked about at the next Board meeting on April 19th and discussed at the May meeting. If you have additional comments or questions, please do not hesitate to contact me to let me know about your guild experience.

See you all at the Senior Center on May 3rd!!!!

Stay safe and healthy!!

Martha

marthamazeika@gmail.com

Fat Quarter for May is Patriotic

PLEASE remember the fat quarter measures 18" x 22"!

BOM for May is "Spring Buds" – Pattern attached

Creative Quilt Works for May: In keeping with the fat quarter color(s) for May. Make a red, white & blue table runner or topper.

After a long delay due to scheduling problems, the Fall - Winter Creative Quilt works Winter Challenge is now due in May. Only two teams joined the challenge. They will share their creations at the May meeting.

REFRESHMENTS for May: Denise Moran, Jane Amato, Kathy Boardman, Pat Sargent, Queenie Comeau, Anne Smith, and Cindy Nile.

Carmen Arnone, Vice President:

Hammersmithggvp@gmail.com or 617-605-6018

WANTED: Thoughtful, creative, caring guild members to join one or more of the following teams for the 2023 -2024 guild year.

➤ **COMMUNICATIONS TEAM:**

Do you have any computer skills? Are you willing to learn how to help post information on the website or Guild Facebook page? Knowledgeable and experienced members will support you as you gain confidence and help decide how you can participate in keeping our membership informed and up to date on activities and events.

➤ **PROGRAM TEAM:**

Do you like to research speakers and organize demos? Do you like brainstorming? Do you like to generate ideas and facilitate opportunities for the general membership to enjoy quilting. Are you creative? Would you like to provide input for creative Quiltworks, Block of the Month, Mystery Quilts, Sit and Sews? This might be your place to share.

➤ **HOSPITALITY TEAM:**

Do you remember what it was like to be a new member? Are you friendly? Could you make a new member feel glad they joined HQG & give them reasons for coming back by answering questions and sharing the "ins & outs" of guild meetings?

➤ **DONATIONS TEAM:**

Do you like to research potential recipients? Do you like to work with others to prepare charity donations for distribution? Do you like to create kits for Quilts of Valor? Would you like to "donate some time and ideas" to help fulfill an important mission of HQG?

➤ **REFRESHMENTS TEAM:**

Do you like to bake? Do you like to entertain? Do you like to coordinate Pot Luck suppers or Ice Cream Socials? If so, you will work with MaryAnn Andree & her team.

If you want or need more information or are ready to join a team, contact
Carmen Arnone carnone@comcast.net. [REDACTED]

Treasurer's Report: Sheila Darcy:

The bank balance as of April 10th is \$ [REDACTED]. Please remember that if you are seeking reimbursement, you should submit itemized receipts in an envelope with your name, date, budget category and total amount written on the envelope. No receipt, no reimbursement, no exceptions thx.

Sunshine and Shadows: Brenda Lane [REDACTED] or blane14@ix.netcom.com.

Sympathy cards would be appreciated for Dianne Cheney who recently lost her husband. Her address is [REDACTED]

I would also appreciate cards!!! I am having a knee replacement on April 25.
Brenda Lane, [REDACTED]

If you know of a guild member who could use some get well wishes, encouragement or condolences, please notify me.

Membership: Rosie Graham, Membership Chair:

Membership chair:

Dues for the 2023-2024 Guild year are due by June 30, 2023. You can pay your dues at the May or June meeting. Dues are \$30 per person unless you are 70 years of age or older, then the dues are \$25.

We have 96 paid members. Nita Penfold resigned her membership due to a move to the Midwest. She sent this message to us – “Thank you to the Guild for providing a space to share my quilts and learn new skills.” We gained a former member, Diane Paxton. If you see her, be sure to welcome her back.

Costs for guests attending the May meeting is \$5.

Rosie Graham,
Membership chair
hammersmithqgmembershipchair@gmail.com

Ruler Library:

Guild members can use our online ruler catalog <https://hqgsaugus.org/index.php/member-information/> to find the ruler you're interested in and reserve it by emailing the number and name of the ruler to the Librarian, Rosie Graham, hammersmithqgmembershipchair@gmail.com. The Guild added over 15 more rulers since the last update.

Thank you to Judy Massakowski for volunteering to help with the ruler library.

There were two checkouts of rulers. The cost saving to our members to date is \$20.

To give some inspiration for borrowing some rulers, this month the highlighted ruler is the Stretched Periwinkle Template. The guild library has two Stretched Periwinkle templates by Missouri Star. One of the templates comes with the pattern for a 68" x 68" quilt made from 10" squares. The templates are numbers 8 (with pattern) and 75 (without pattern). Jenny Doan from Missouri Star has a YouTube video on how to use this template and make the quilt.



WEB Administration:

The guild website is at <https://hqgsaugus.org/>. Thank you to Carol Healy who volunteered to help with the website. Please send comments, suggestions, pictures, articles, etc. to Rosie Graham, hammersmithqgmembershipchair@gmail.com. Words in the color royal blue on the website are links. The links to the latest news are on the lower right of the page.

Rosie Graham,
Membership chair
hammersmithqgmembershipchair@gmail.com

Donation Committee: (Gretchen Berkowitch)

Please keep your quilts coming. We received several beautiful quilts at the last meeting. Looking for baby to lap size.

We are also collecting pillowcases for juveniles and the snowman-themed pillowcases for our donation drive in December.

Registration forms for the quilt show will be on the guild's website and attached to this newsletter.

If interested in volunteering for a 2-hour shift at the guild's show, please contact Linda Repucci at linny6827@aol.com or Judy Masakowski at jlmasakowski@msn.com.

If interested in doing a demonstration, please contact Gretchen Berkowitch at gabrncs@yahoo.com.

Quilt Show Information

Nov 4th and 5th, 2023 (Set up Nov 3rd)

Note: If you are planning to put items in the Craft Boutique, contact Bev McGrath to get an assigned number! (number below). Also, Boutique items will not be accepted during the show.

Quilt show Committee: Meetings are held the 2nd Saturday of each month.
We would like to introduce the 2023 Quilt Show Committee:

Co-chairs: Gretchen Berkowitch [redacted] & Sally Clapp [redacted]

Penny sale Baskets: Joyce Rodenhiser [redacted]

Boutique: Gail Dwyer: 617-846-6551 & Beverly McGrath [redacted]

Cafe: Carol Healy [redacted]

Advertising: Margaret Berkowitch [redacted]

Vendors: Ellen O'Sullivan [redacted]

Door Prizes: Nancy Sandreuter [redacted]

Quilt Labels: Carmen Arnone [redacted]

Raffle Quilt: John Balliro [redacted]

Volunteers: Linda Repucci [redacted] & Judy Massakowski [redacted]

- Members wanting to hang a quilt in the show must volunteer to either help with set up, take down or work a 2-hour shift at the show. Please see Linda Repucci or Judy Massakowski. They will be circulating a volunteer sheet starting at the April Meeting.
- If you did not receive your raffle quilt tickets at the last meeting, please see John Balliro. It is the responsibility of each member to sell tickets. We are asking each member to sell 4 books of 6-tickets. If you do not sell all four books, please return unsold books. Deadline to return sold tickets will be the September meeting.
- If you are interested in selling boutique items, 20% of the proceeds will go to the guild. Members who are interested in selling a quilt they hang in the show will be sold through the boutique, and 20% of the proceeds will go to the guild. Details about the boutique will be discussed at the April Meeting
- Registration forms will be distributed at the April meeting. Deadline for returning the forms is the June meeting. Judges will be the quilt show committee. Only members will be judged for machine quilting categories.

Viewer's Choice Awards:

- First, Second and Third Prizes
 - Best Large quilt
 - Best Small Quilt
 - Bests Other Category
 - Technical Awards Categories:
 - Traditional Piecing
 - Paper Piecing
 - Hand Piecing
 - Hand Applique
 - Machine Applique
 - Hand Embroidered
 - Machine Embroidered
 - Hand Quilting
 - Long Arm Quilting
 - Domestic Machine Quilting
-
- Traditionally tables donate a basket for the Penny Sale. Several tables can collaborate and donate one basket. Joyce will be talking with members about the details at the April Meeting. Joyce will have a list to avoid duplication. Theme ideas in years past: Wine Basket, Italian Basket, Movie Night Basket. A knitting Basket and Sewing Basket are both being assembled for the 2023 show.
 - We need volunteers for demonstrations. If you have a technique or an interesting quilting topic you would like to share, we would love to have your expertise. Demonstrations are 20-30 minutes. If anyone is interested in doing a demonstration, please see Sally or Gretchen.



Don't have your
tickets yet or if you
need more
see John Balliro
at the April meeting

\$5 for 6 tickets

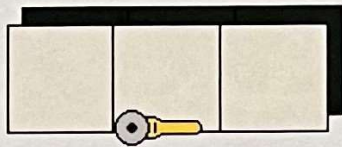
Spring Buds

Fabric 1/ Creamy beige
One 4 7/8" x 14 5/8" strip
One 4 1/2" square

Fabric 2/ Green
One 4 7/8" x 14 5/8" strip
One 4 1/2" square

Fabric 3/ pastel color (pink, purple,blue,yellow)
One 4 1/2" square



Stack the Color 1 and Color 2 4-7/8" x 14-5/8" strips right sides together. Lightly mark 4-7/8" intervals on the back of the top strip. Using a rotary cutter cut them into three 4-7/8" squares...



Next, stack these squares, and having lightly marked a diagonal line on the back of one, use the rotary cutter to cut them on the diagonal, being careful not to stretch the fabrics!...



First, stack then sew one Color 1 triangle with one Color 2 triangle, using a scant 1/4" seam, again



Sew together your squares as shown at left. Press seams in opposite directions by row. Join the rows to complete your block! ..