

Hammersmith Quilters Guild Newsletter



www.hqgsaugus.org

November 2024

November 6, 2024 Meeting

Show & Tell: None in November.

Free Table: None in November.

Creative Quilt Works: Fibonacci Quilts are due at the January meeting. See more details in the Creative Quilt Works section below.

Fat Quarter (FQ) Drawing: No drawing in November.

3/\$1 Raffle: No drawing in November.

Name Badge: No drawing in November.

Holiday Raffle Quilt: We will be selling tickets for the holiday quilt and the drawing will be at the December meeting.

All drawings and raffles are optional; you do not need to participate at all, or you can pick the ones that interest you!

President's Message: Nancy Sandreuter

Dear Guild Members:

October is flying by, and the temperatures are falling along with the leaves. The foliage is beautiful this year. I can't wait for the November Guild Members Fair! It will be fun to see our members' talents that reach farther than quilting! Before we know it, Thanksgiving will be here and then our Holiday Pot Luck celebration. Soon after that we will be going on our 2025 Retreat in March and by then, planning will be underway for our Bi-Annual Quilt Show in November 2025.

See you in a couple weeks. Bring family and friends and start your holiday shopping with us!

Nancy Sandreuter, President
[REDACTED]

Vice President's Message: Kirsten Swenson

"You can't buy happiness, but you can buy fabric, and that's pretty close." – Unknown

Best,
Kirsten Swenson, Vice President

Treasurer's Report: Carol Healy

The bank balance as of October 16, 2024 is [REDACTED]

When writing a check to the Guild, please make a note in the memo space of your check so we know what it is for and can track the payment. That way we can keep the checks in categories, making it easier to find your check if necessary. When you're submitting receipts for reimbursement, please put them in an envelope and write on the envelope what each receipt is for so the expenses can be tracked as well.

Membership & Web Administration: Rosalene Graham

Please join me in welcoming Kate Murray as a new member to our guild and welcoming back Mattie Graciano who is rejoining us. When you see them at future meetings, please introduce yourself and make them welcome.

There is no guest fee for the November meeting. Please bring as many friends as you wish to the November Boutique.

The guild has eighty-five members. An email sent to guild members in October provided the updated membership list. The updated list is also on our website in the members only section.

Thank you to the members who provided pictures of guild member quilts on display at the Topsfield Fair. Those pictures are on our website. There is also a new tab under the newsletter tab. The tab is for the Massachusetts Guild to Guild newsletter. Check it out to see what is happening with other guilds in the Commonwealth.

Program Committee: Joyce Rodenhiser

The program for November is the Boutique Sale! Please remember when buying from an artist/maker, you're buying more than an object; you're buying hundreds of hours of work, some frustration and moments of pure joy! You aren't just buying an item, you are buying a piece of someone's heart, a part of their soul, and a moment of someone's life! Most importantly, you are buying the artists/makers more time to do something they are passionate about! And you can check something off your list of "must haves!"

A great opportunity to get a head start on winter holiday gifts. Don't forget to invite your friends!

As a reminder, Wicked Sharpened will be at the November meeting to sharpen scissors so start rounding them up. You'll be amazed at how many pairs you have!

At the December meeting we will be collecting non-perishable food for the food pantry.

Respectfully submitted,
Joyce Rodenhiser

Charity Donations Committee: Gretchen Berkowitch & Louise Nazzaro

Thank you everyone for your donations. We went beyond our goal of 90 quilts! We have 96 quilts and 89 snowmen pillowcases. We will be stuffing pillowcases on Friday Nov 29th at the Blessed Sacrament Church in Saugus at 10 am. The Address is 14 Summer Street, Saugus. Please let me know if you are interested in helping to volunteer to be an elf by emailing me at gabrncs@yahoo.com.

For newer members, charity work is part of the Guild's mission. As a member of the Guild, we ask that each member make a pillowcase and children's quilt. During the holidays, we stuff the snowmen pillowcases with a quilt made by the membership and then the Guild purchases games, books, toys, hygiene products, hats and gloves for children and teens to add as well. Pillowcases are donated to the Department of Children and Families and to the Home for Little Wanderers, North Shore Division.

At the December meeting we will be collecting food for the Saugus Food Pantry. THIS INCLUDES baby food, formula, and non-perishable food items.

We will also be collecting RWB (Red/White/Blue) pillowcases and RWB (Red/White/Blue) blocks that finish at 12x12 inches for the Quilts of Valor. For new quilters this means the blocks you donate should measure 12.5x12.5 inches.

For reference, here are approximate measurements for donation quilts:

Baby Quilt: 30" x 40"

Crib: 36" x 52"

Throw (lap): 55" x 65"

Member-at-Large: Paula Fallon

As the Member-at-Large, I am here to help with any member questions or comments. Please don't hesitate to contact me.

Sunshine and Shadow Committee: Gail Dwyer

If you know of anyone who needs a little cheering up for whatever reason, please let me know. I'd be happy to send a card with well wishes. You can contact me at gaild516@aol.com or via text at [REDACTED]

Hospitality Committee: Mary Ann Andree and Ann Kelly-Maguire

We have extra members volunteering for November refreshments in anticipation of lots of members and guests attending the Holiday Boutique. Thank you!!

The following members have signed up to bring refreshments for the November Meeting/Boutique:

Ann Ambrose

Carmen Arnone

Gretchen Berkowitch (Box o' Joe)

Paula Fallon

Merle Gordon

Rosie Graham

Cindy Nile

Adrienne Nolan

Betty Snell-Frasier

I will bring a sign-up sheet to the November meeting so everyone can sign-up for the December Potluck. Think about what you would like to contribute.

Creative Quilt Works & Block of the Month: Judy Massakowski and Linda Reppucci

For the next couple of months, we'll be working on the latest Creative Quilt Works project, the Fibonacci Quilt, that was demonstrated at the October meeting.

You can make it with the four 30 inch x 30 inch pieces of fabric or you can make it scrappy.

You can make each strip a different color, make each strip up of several different fabrics, or design your own.

The quilts will be presented at the January meeting (so you can concentrate on holiday projects). It will be fun to see how creative everyone can be.

And don't forget, you can also use the quilts as donation quilts. Please see the instructions attached at the end of this newsletter.

Ruler Librarian: Rosalene Graham

Thank you to Ruth Ashton for donating the June Taylor Get Squared Ruler, 12.5" outer and 6.5" inner squares, #1045 to our ruler library. This ruler joins ruler #84, which is the Get Squared 8.5" outer and 4.5" inner squares and ruler #85, which is a duplicate of the new #1045. Directions on using these rulers are at:

https://www.punchwithjudy.com.au/shop/skin/common_files/pages/en/ProIns_Ruler_GetSquared.pdf

To check out a binding tool or any ruler from the Ruler Library, contact Rosie Graham at hammersmithqgmembershipchair@gmail.com with the ruler number and when you need it.

November 2024 Meeting Event: Paula Fallon

November's meeting will be a fun Member Boutique/Vending Night. We have 11 members vending. They will accept checks and cash. Wicked Sharpened (for scissors and knives) will also be there. He can sharpen scissors that night but any knives he will take to his shop and then ship back. The meeting is open to the public. Everyone is welcome to shop!

Please see the brochure attached at the end of this newsletter.

Quilt Show 2025:

**Nancy Sandreuter, Kirsten Swenson and Gretchen Berkowitch
(Co-Chairs)**

SAVE THE DATE: November 8-9, 2025

We have started planning next year's quilt show. The show's theme is Homespun Harvest 2025. The dates are as follows: Set up day is Friday, November 7, 2025, and the show will be Saturday and Sunday, November 8 and 9, 2025.

Paula Fallon will be coordinating the cafe.

Gail Dwyer and Beverly McGrath will be coordinating the boutique.

Carol Healey will be working on advertising and promoting the show.

Louise Nazzaro will be collecting fat quarters from guild members. A fat quarter measures 18"x22". As you clean your stash, please think of the quilt show. We are traditionally able to collect enough fat quarters to make a penny sale basket and to use as favors for our guests.

We need several coordinators for various parts of the quilt show as follows:

******Please note you will have guidance and support through the process. You may also ask other members to help with the tasks at hand. Just because you are the coordinator does not mean you are expected to do things by yourself. All coordinators are asked to attend quilt show committee meetings******

Penny Sale Basket Coordinator(s): Responsibilities include attending quilt show meetings. In charge of soliciting members to make themed baskets of their choosing. Track the baskets to prevent duplicates. Members will bring their baskets on set up day already wrapped. Each basket should have a list of the items that are inside the basket. The Penny Sale coordinator(s) will have volunteers to help set up the room and there will be shift workers to help sell tickets. The tickets will be provided. On the day of set up the coordinator will be responsible for assigning each basket a number and coordinating numbered gift bag to secure tickets.

Volunteer Coordinator(s): Rosie Graham will work with you to set up the volunteer categories on Sign Up Genius and the shifts needed to work. Responsibilities will be helping members sign up for their jobs through Sign Up Genius, making sure all shifts are covered, and checking people in each day of the quilt show.

Vendor Recruiting: Recruiting vendors to vend at the show. Sending them contracts and helping with set up. The area can accommodate 4 vendors.

Door Prize Coordinator: Soliciting donations from quilt shops and notion/fabric companies. You can be as creative as you want since not only quilters come to the show, for example asking local restaurants for gift certificates, local hair salons for gift certificates, etc. You will be responsible for writing a form letter and mailing or emailing the various businesses. Responsible for packing the gift bags and calling the door prize numbers every hour on the hour at the show. There will be runners to help with the drawings.

Our show depends on the work of the members. Please consider coordinating one of these positions. It is a nice way to get to know your fellow guild members! 😊

If you are interested in being a Coordinator and Quilt Show Committee Member, please contact Gretchen Berkowitch at gabrncs@yahoo.com.

This is a great time to think about the quilt(s) that you would like to exhibit in the show. With the dates set, we have great motivation to finish up a quilt project or two!

Thank you.

March 2025 Guild Retreat: Cindy Nile

If anyone is interested in signing up for the 2025 Retreat, please contact me as soon as possible as we need to finalize our numbers. I will have forms at the November meeting and the deposit is \$50.00 via check or cash.

The cost of the retreat is \$350.00 per person for a double room (shared) and \$510.00 per person for a single room. A \$50.00 deposit is due with your Registration and the final payment will be due by January 8, 2025.

If you have any questions, I'm happy to answer them at cindynile@verizon.net.

Miscellaneous: Cindy Nile


Are you like me and have a hard time using your "favorite" fabrics, cutting that cherished one-, two- or three-yard piece of fabric because you want just the right project for it, or buying sale fabric because it's a "great deal" but you know you'll probably never use it? Well, here's an article that a friend shared with me recently that may help us start using our stash!

<https://kitchentablequilting.com/blogs/kitchen-table-quilting/how-to-overcome-a-scarcity-mentality-as-a-quilter-tips-for-using-your-stash-and-enjoying-the-creative-process>

I love making table runner tops. I say tops because it always takes a while before I finish them! I may have a handful or more that need to be sandwiched and quilted. Here's a link to an adorable table runner (I might be a little biased since the pictures show Fiestaware dishes).

<https://www.allpeoplequilt.com/quilt-patterns/table-runners/saltwater-taffy>

Don't forget to check the Guild website periodically for any updates on the Guild Calendar. All updates will be made to the calendar on the website.



Hammersmith Quilters Guild Member Craft Fair

November 6, 2024

7:00 pm to 8:30 pm

Saugus Senior Center
466 Central Street, Saugus MA 01906

Get a jump on your Holiday shopping. Join the members of the Hammersmith Quilters Guild who will be selling their handmade items.

Cash & Checks recommended. Select vendors accept Credit Cards and/or Venmo

www.hqgsaugus.org



Fibonacci Quilt

Pattern/Details:

This pattern is based on the Fibonacci Sequence, a simple formula that results in a natural progression of color.

Finished size: 48" x 48"

Making it for: Hammersmith Quilt Guild

Supplies:

Four fabric squares 30"x30" ideally one very dark color, one very light color, and two medium colors

Cutting instructions:

From each 30"x30" block cut the following:

1.75" strip x 30" *1.25*

3" strip x 30"



4.25" strip x 30"

6.75" strip x 30"


10.5" strip x 30"

Steps to take:

1. Arrange the dark fabric strips from left to right, starting with the widest (10.5") strip and ending with the narrowest (1.75") strip; leave spaces in between them.




2. With one medium-colored, reverse the process: place the narrowest (1.75") strip in the first space between the first two dark strips; proceed placing increasingly wider strips between dark strips, ending with the widest (10.5") medium-colored strip at the end. Now, sew them all together.




10 1.675 3.454 3.675 1 10


Repeat steps 1 through 3 with the other medium-colored and lightest fabrics. You're halfway home!

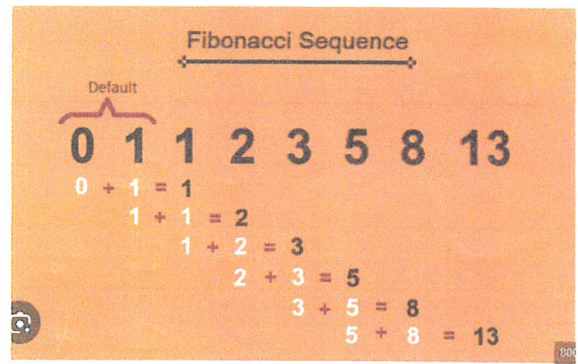


4. Trim one of the "selvedges" so it is at a 90-degree angle to the seams.
5. Turn both fabrics perpendicular and cut strips using the measurements at the beginning of the instructions.



6. Intersperse them using Steps 1 and 2.
7. Sew them all together. Your quilt top is done!





Leonardo Pisano Fibonacci, noted Italian mathematician - He introduced the Arabic numeral system and square roots to the western world.

