

# Hammersmith Quilt Guild

## December 2022 Newsletter

### President's Message

Greetings!

November is a month to show gratitude. I want to thank all of you for being part of the guild. I am grateful to be surrounded by so many talented people who share this quilting hobby with. I want to wish you and your families a very Happy Thanksgiving! And as we move into the holiday season, I hope you all have the time to finish your projects. I enjoy the December meeting because it is usually my first holiday celebration after Thanksgiving. Thankful you are all a part of it!

I am looking forward to seeing you all at the Senior Center on December 7<sup>th</sup>!  
Stay safe and healthy!!

*Martha*

(413)250-5449

[marthamazeika@gmail.com](mailto:marthamazeika@gmail.com)

### **Important Reminders for December 7<sup>th</sup>**

**Sign up and bring your food item for the Pot-Luck Dinner**

**Bring non-perishables for the Food Pantry Drive**

PreK – Grade 1 teachers at the Veterans Early Learning Center in Saugus will be our guests. The guild will be presenting the Kindness quilt to them.

## November Speaker:



The guild enjoyed a presentation by Patty Sawyer who gave us PATTY'S TOP TEN, a list of great tips and hacks to make quilting easier and better. Patty owns Sew-clusion Retreats in Sebago, Maine. Check out her website: Go to [www.sew-clusion.com](http://www.sew-clusion.com) to sign up for her newsletter or book a date for a retreat!

## Membership – Rosie Graham, Chair

Please join me in welcoming our newest member – Helen Honan. We now have 96 paid members. I will continue to have three membership lists at the sign in table -- just check your name off when you come in. You only need to check your name on one list. Costs for guests attending the December meeting is \$5. Remember, only guild members may participate in regularly scheduled Guild activities (Creative Quilt Works, Block of the Month, Fat Quarter Raffle, etc.) when attending a meeting.

The Guild member from Salem, MA, still needs a ride. The member can get to the meeting now but really needs a ride home after the meeting. If you are going north after our meetings, please consider giving this member a ride. Contact me for further information.

We had no one volunteer to test a live stream of the November Guild meeting. We will try again in January to see if this works for members who cannot attend because of illness, care giving responsibilities, COVID-19 precautions, etc.

Rosie Graham,  
Membership chair  
[hammersmithqgmembershipchair@gmail.com](mailto:hammersmithqgmembershipchair@gmail.com)

## FAT QUARTER for December – Snowflakes!

## **Refreshments: (Barbara Martinson & Kathleen Connors)**

**ANOTHER REMINDER!!** December 7<sup>th</sup> is our Holiday Pot-Luck Dinner meeting. If you haven't already done so, call Barbara and sign up (617-387-7199). Categories include Appetizers, Salads, Main Dishes, Desserts, and Beverages.

### **Remember:**

Only plastic utensils (forks, spoons, and knives) and paper products (small plates, napkins, and cups) are provided at the table. If your snack needs any special serving utensils, please bring them.

The monthly snack lists for the whole year will be available for more signatures at all regular meetings. They will be located near the snack table. So, reserve your favorite month in advance.

Also, please remember to remove any items from the snack table at the end of the meeting. Thank you, and if you have any questions, see Barbara (617-387-7199).

## **Charity Donations – Gretchen Berkowitch & Louise Nazzaro**

The donation committee would like to thank the members for really coming through. We made our count and will be stuffing a hundred pillowcases for the children of DCF and Home for Little Wonderers. The pillowcases are adorable and hope to provide photos when we are done. Next year we hope to recruit elves to help us stuff the pillowcases. Unfortunately, we did not have any space available to do the work.

**December** is our annual food drive.

**Please bring non-perishable items to be donated to the Saugus Food Pantry.**

As always, your generosity is always appreciated.

**NEQM News:** Saturday, December 3rd, at 1:00 PM

Artist's Talk with Tomie Nagano, a renowned Japanese American textile artist whose exhibition *Celebrating Mother's Memory* is on view November 1st - December 31st.

NEQM will close for Winter maintenance January 1-16, 2023.

## **Creative Quilt Works – Nancy Sandreuter & Carol Healy** **No Creative Quilt Works for December or January**


Thank you to everyone who brought your Turkey themed items to the November meeting. Here are our winners! 1<sup>st</sup> Mary Ann Andree, 2<sup>nd</sup> John Balliro, 3<sup>rd</sup> Margaret Berkowitch




**SUNSHINE & SHADOWS – Brenda Lane** [blane14@ix.netcom.com](mailto:blane14@ix.netcom.com)  
(978-836-7543)

“Thinking of you” cards may be sent to:

Mary Flaherty



Sally Nimblett



Please notify Brenda if you know of a guild member who could use some get well wishes, encouragement or condolences.

**BOM – Kathleen Connors** – “Another Star” pattern attached

## **QUILT SHOW– Gretchen and Sally**

Well, it’s been three long years since our last quilt show, and Gretchen Berkowitch and Sally Clapp are determined that we will have a show next **November 4-5, 2023**.

At our December meeting we will be looking to sign up coordinators for different aspects of the show, as well as volunteers. Since it has been so long, we know that you are BEYOND EAGER to get your name on our list and be sure that you are included to help the Guild put on this show!! Not only will you have the satisfaction of helping out with the show; but you will be able to enter quilts to be displayed at the show! This is a win-win-win situation!!! You do NOT want to let this opportunity pass you by.

Our sign-up flyers are attached so you can see the various categories we need to fill. If you are unable to make our December meeting, please email Gretchen at: [gabrncs@yahoo.com](mailto:gabrncs@yahoo.com) or Sally at: [sallyclapp@me.com](mailto:sallyclapp@me.com) to sign up or if you have questions.

Looking forward to a **GREAT** show!


## Another Star

Color 1 / green fabric

One  $3\frac{7}{8}$ " x  $15\frac{1}{2}$ " strip  
Sub cut into four  $3\frac{7}{8}$ " squares  
One  $3\frac{1}{2}$ " x 28" strip  
Sub cut into eight  $3\frac{1}{2}$ " squares

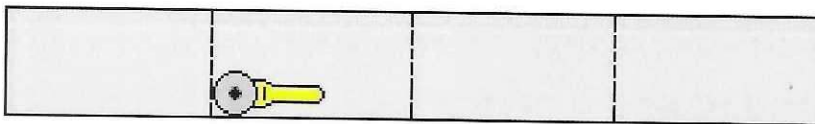
Color 2 / red fabric

One  $3\frac{7}{8}$ " x 28" strip  
Sub cut into four  $3\frac{7}{8}$ " squares

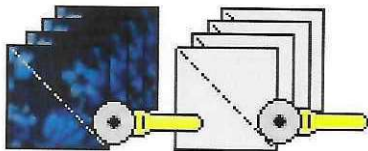


Color 2/ red fabric


One  $3\frac{1}{2}$ " x 26" strip  
Sub cut into four  $3\frac{1}{2}$ " x  $6\frac{1}{2}$ " rectangle



Cut the Color 1 and Color 2  $3\frac{7}{8}$ " squares on the diagonals to make eight half square triangles of each...





Begin by stacking, edges aligned, a Color 2 and a Color 1 half square triangle. Sew, using a SCANT  $\frac{1}{4}$ " seam. Press seam allowances towards your darker fabric. Make eight of these units. Trim to measure  $3\frac{1}{2}$ " if needed..



Then, place your Color 1 3-1/2" squares atop a Color 2 rectangle, with edges aligned and right sides together. Mark a diagonal line on the back of the Color 1 square. Sew along this line, cut off the excess. Press seam towards darker fabric..  
 Then repeat the above with another square on the other corner of the rectangle. Make four of these units.



Now piece the block! Make rows first...row one is made of four half squares...row two equals two of the rectangle units, as does row three...and then row four is made of the remaining half squares...refer to diagram for placement! Lastly...sew your rows together...and press row seams in alternating directions...



 **THE QUILT SHOW IS RETURNING!!!!!!!**   
 **YEAAAAAAA!!!!!!!**  


And that means there are some spectacular opportunities to volunteer to help make this happen!!!! And WHO DOESN'T want our show to happen????  So NOW is the time to get in on the ground floor and find your favorite volunteer job AND to help you choose, we have created an amazing description so you know what is involved!!! YEAAA US!!!!!! And don't forget: you also get to enter your quilts in the show IF YOU HAVE VOLUNTEERED!!!! Sooooo, here we gooooo!!!      

**Raffle Baskets!!!!** Whooo hooo!! A big part of our fundraising and who doesn't LOVE a good raffle basket??? Each table will be asked to prepare a basket. You and some helpers will also do the ticket drawings and awarding the baskets. So, a coordinator and a couple of helpers will fill the bill!! Put your name in the space below if this is your dream job!!!

Coordinator Name: \_\_\_\_\_ Phone \_\_\_\_\_

Helper #1 Name \_\_\_\_\_ Phone \_\_\_\_\_

Helper #2 Name \_\_\_\_\_ Phone \_\_\_\_\_

**Door Prizes!!!!!!** We all love the excitement of seeing if our number is called for a wonderful prize. This job entails writing letters to various companies to request donations and deciding whether the items stand alone or should be grouped as one prize. Also to be in charge of calling the winning ticket numbers and giving out the prizes. We need a coordinator and one or two assistants to help manage all the LOOT!!!! 

Coordinator Name: \_\_\_\_\_ Phone \_\_\_\_\_

Assistant #1 Name: \_\_\_\_\_ Phone \_\_\_\_\_

Assistant #2 Name: \_\_\_\_\_ Phone \_\_\_\_\_

Glorious Page 2!!

**Boutique Coordinator!!!!** Get your holiday shopping done here with the unique items made by our members . We need a coordinator and a group of volunteers to staff the boutique during quilt show hours. So, how about 5 extra people to help with that?

Coordinator Name: \_\_\_\_\_ Phone \_\_\_\_\_

Helper #1 Name \_\_\_\_\_ Phone \_\_\_\_\_

Helper #2 Name \_\_\_\_\_ Phone \_\_\_\_\_

Helper #3 Name \_\_\_\_\_ Phone \_\_\_\_\_

Helper #4 Name \_\_\_\_\_ Phone \_\_\_\_\_

Helper #5 Name \_\_\_\_\_ Phone \_\_\_\_\_

**Snack Bar!!!!!!** Food, glorious food!! Hot sausage and mustard!! While we're in the mood, Cold jelly and Custard! Oh food, wonderful food, marvelous food, Glorious food! (Thanks to Oliver Twist!) Let's ALLLL volunteer to stock our wonderful snack bar so no one has to go hungry like poor Oliver. We need a pair of coordinators and a group of helpers to staff our snack bar. And, if you are working there, you get first choice on your favorite goodie 😊!

Coordinator Name \_\_\_\_\_ Phone \_\_\_\_\_

Coordinator Name \_\_\_\_\_ Phone \_\_\_\_\_

Helper #1 Name \_\_\_\_\_ Phone \_\_\_\_\_

Helper #2 Name \_\_\_\_\_ Phone \_\_\_\_\_

Helper #3 Name \_\_\_\_\_ Phone \_\_\_\_\_

Helper #4 Name \_\_\_\_\_ Phone \_\_\_\_\_

Helper #5 Name \_\_\_\_\_ Phone \_\_\_\_\_



## Beautiful Page 3!!

**Vendors!!!!!!** It has been soooooo long since we have had vendors into our space. They must be dying to get back to us!!! And we are equally eager to buy their wares!!! So, we need a coordinator and an assistant to reach out to the vendors, invite them to join us, determine the amount of space they need and set that up. Wonderful vendors coming our way!!! 🤝

Coordinator Name \_\_\_\_\_ Phone \_\_\_\_\_

Assistant Name \_\_\_\_\_ Phone \_\_\_\_\_

**Advertising!!!!!!** Getting the word out to other guilds, to newspaper and town website calendars. Put on your marketing hat and show us what you can do! We need a coordinator and an assistant.

Coordinator Name \_\_\_\_\_ Phone \_\_\_\_\_

Assistant Name \_\_\_\_\_ Phone \_\_\_\_\_

**Quilt Labels!!!!!!** Imagine all of our beautiful quilts FINALLY hanging in a show and NO labels to tell us about the quilt! WHHAAAATTT!?!?!? NO WAY!!!! We need a coordinator and some helpers to create labels as beautiful as our quilts (well, at least informative 😊)

Coordinator Name \_\_\_\_\_ Phone \_\_\_\_\_

Helper #1 Name \_\_\_\_\_ Phone \_\_\_\_\_

Helper #2 Name \_\_\_\_\_ Phone \_\_\_\_\_

Helper #3 Name \_\_\_\_\_ Phone \_\_\_\_\_

**Scrumptious Page 4!!**

**Quilt Show Volunteers!!!!** These are probably the most important jobs of all and likely most of us will be doing this in addition to another job. We need help putting up racks and hanging the quilts; taking down the racks and quilts; being "white glove" people during the show; selling entrance tickets at the door; raffle quilt table and being a "liaison" between different activities-helping to announce prize winners, checking on needs of other volunteers (water, food, etc) We need a Show Volunteer Coordinator and many volunteers throughout the two days of the show. These positions are for specific 2 hour time slots during the show. Please consider doing two time slots. We will have unlimited slots for putting up and taking down the show and will need at least 4 people for every time slot during the show. This is where the pedal meets the metal!!!

Coordinator Name: \_\_\_\_\_ Phone: \_\_\_\_\_

Please add your name in the spaces below to indicate your availability. Specific jobs and hours will be decided upon later:

Friday Night Set Up:

Sunday Take Down:

## Delightful Page 5!!!

Please continue to add your name under one of these days. Specific jobs and times will be decided upon later. And don't forget!!!! When you volunteer, you will be able to see your quilt hanging in the show!!! EXCITING!!!!  Thank you so much for your help!!

Saturday Quilt Show:

Sunday Quilt Show: