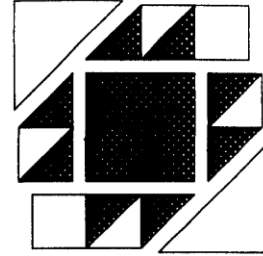
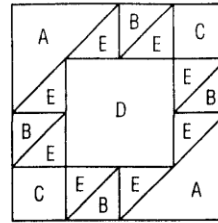



Anvil

4-Unit Grid

Color Illustration: page 9



FINISHED BLOCK SIZE

Single dimensions in the cutting chart indicate the size of the cut square (3" = 3" x 3").

FOR 1 BLOCK:

		4"	6"	8"	9"	10"	12"
Light	A: 1	2 7/8"	3 3/8"	4 7/8"	5 3/8"	5 7/8"	6 7/8"
	B: 2	1 7/8"	2 3/8"	2 7/8"	3 1/8"	3 3/8"	3 7/8"
	C: 2	1 1/2"	2"	2 1/2"	2 3/4"	3"	3 1/2"
Dark	D: 1	2 1/2"	3 1/2"	4 1/2"	5"	5 1/2"	6 1/2"
	E: 4	1 7/8"	2 3/8"	2 7/8"	3 1/8"	3 3/8"	3 7/8"

30



Please use cutting chart for 4" block

We suggest using a light fabric for the anvil as you will be writing (or embroidering?) your name in this area.

Quilt and bind as desired.

The name badge is worn 'on point'.